

Tactile Surfaces

Key Product Features


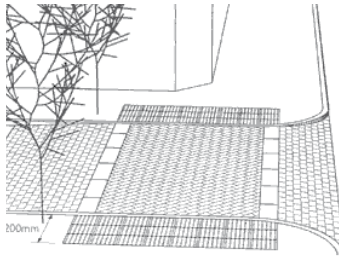
DfT Guidance	Conforms with "Guidance on the use of Tactile Paving Surfaces"
Compliance	Assists providers to achieve DDA Compliance
Material	Unique mineral filled elastomers formulated for durability and abrasion resistance
Surface	Supplied in 400mm square tiles that can be adhered to most surfaces (TakPave) or mechanically fastened (RediFix)
Patterned	Cross hatched surface pattern for greater skid resistance
Colours	Available in buff, grey, black, blue, yellow and red (controlled crossing only)

Rediweld offers a comprehensive range of tactile surfaces for the guidance of the visually impaired. Tiles are surface mounted with TakPave requiring adhesive and RediFix being mechanically fastened.

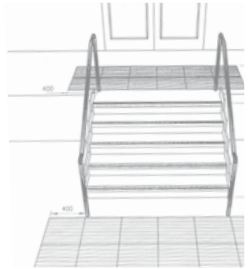


TakPave Pedestrian


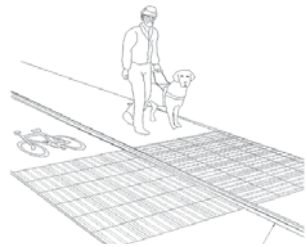
TakPave




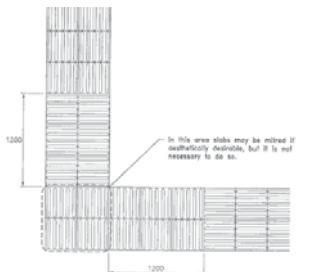
Pedestrian
Blister pattern
Indicates pedestrian crossing points



Corduroy
Ribbed pattern
Indicates a hazard such as steps or ramps



Cycle
Raised bars
Indicates segregated shared cycle tracks/footpaths



Dash
Raised bars
Provides a guidance path



TakPave Corduroy

Colours



* RED is only suitable for controlled crossings with Pedestrian Dot.



2 Part Adhesive for TakPave

When installing TakPave and RediFix it is important to follow the information provided in the Department of Transport "Guidance on the use of Tactile Paving Surfaces"

